

Lesley Ellis School

Vacation Clubhouse

lesleyellis.org

Friday Early Childhood-Preschool, PreKindergarten, Transitional Kindergarten

Some fun things to do at home!

RIDDLE OF THE DAY

Knock, Knock.
Who's there?
Lettuce.
Lettuce who?
Lettuce in, we're freezing!
Yesterday's riddle answer:
The stairs.

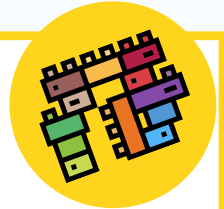


LEGO LEARNING

Lego Stamping...

- Materials:
- stamp pads
 - paint
 - legos or duplos
 - paper

Use your legos or duplos to make prints and designs by dipping your pieces into the stamp pad or paint to create some art. Try using your legos in different patterns.



SIDEWALK CHALK IDEAS

Art Town and Roadways...

Draw a large double oval making a road on the sidewalk or driveway. Draw houses and buildings along the road. Decorate each building. Then grab some cars and trucks and take a ride around your new neighborhood!

SCAVENGER HUNT

Everyday Item Scavenger Hunt...

- find a clock
- find a keyhole
- find a potted plant
- find a toothbrush
- find a television
- find a refrigerator
- find a fork
- find a window
- find a glass



GET CREATIVE

I-Spy Bottle...

- Materials:
- 1 bag of uncooked rice
 - Plastic bottles
 - Several small items you would like to go in your bottle (beads, charms, buttons, marbles)
 - hot glue gun

Be sure to keep a list of the items you collected for your I-Spy game. Start to fill your bottle with rice and add some of your small items as well, alternate until the bottle is about 3/4 of the way full, leaving room so your bottle will be able to shake. When you're ready, use the glue gun to secure the cap on the bottle. Shake it up and start to look for the items!



LET'S GET PHYSICAL

Dance Party Time...

Turn on your favorite music and bust a move! You can even play "Freeze Dance." In this activity, everyone dances as the music plays. When the music stops, you must freeze immediately and hold that position until the music begins again. If you do not freeze immediately, you have to do 10 jumping jacks before you can dance again!



VIDEO VIEWS

Take a look at the world of these clown fish who will take you on a tour of their neighborhood!



CHORE-OF-THE-DAY

Today when you get out of bed, try pulling up the covers and making your bed.



Lesley Ellis School

Vacation Clubhouse lesleyellis.org

Friday Elementary-Kindergarten to Grade 4

Some fun things to do at home!

RIDDLE OF THE DAY

Knock, Knock.
Who's there?
Wood.
Wood who?
Wood you get me a drink please?

Yesterday's riddle answer:
A "B"



MINUTE TO WIN IT

Noodle Pick Up...

Materials:

- 10 uncooked spaghetti pieces
- 12 uncooked penne pasta noodles.

Place uncooked penne pasta noodles on the edge of a table. Try to pick up the penne noodles using a spaghetti piece you hold in your mouth. See how many you can pick up the most in one minute.

60

GET CREATIVE

Magazine Art...

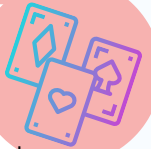
Grab any magazine around your house. Cut out any eyes, mouths and noses that you can find. On a piece of paper draw a large circle, oval or any shape. Paste eyes, a mouth and a nose on the paper and color in the rest of the face. You can even add a body!



2 PLAYER CARD GAME

Golf Card Game...

In the Golf card game, as in regular golf, players aim to have the lowest scoring cards in their nine card layouts. Deal 9 cards to each player. Place the remaining stack in the middle of the table, turn the top card over and place face up to start the discard pile. Arrange your nine cards, face down, in a 3x3 grid. Choose any three cards and turn them over, face up. On each player's turn you either draw the top card of the discard pile or the top card of the stock pile. If you choose the discard pile you must replace one of your nine cards with that card and put the rejected card on the discard pile. If you draw from the stock pile, you may either replace one of your cards or place the card on the top of the discard pile. Need more instruction, check this [out!](#)



LET'S EXPERIMENT

Balloon Rockets...

These balloon rockets are a blast, and only require materials you probably already have at home: A balloon, a straw, yarn, tape, and two chairs or other pieces of furniture the yarn can be attached to. After gathering the necessary materials, tie one end of the yarn to the back of a chair. Next, thread a drinking straw onto the other end of the yarn, and then tie it to the second chair. After attaching two pieces of tape to the center of the straw, now it is time for the real fun to begin. Inflate the balloon (leaving the end untied), hold onto the opening so the air won't escape, and carefully attach it to the straw using the tape. Pull the balloon to one end of the yarn (touching a chair), and let go of it. Blast off!




CHORE-OF-THE-DAY

Help unload the dishwasher.



VIDEO VIEWS

You choose where to go when you enter the [National Aquarium](#). Be sure to notice all the animals hiding.



Lesley Ellis School Vacation Clubhouse

lesleyellis.org

Friday Middle School - Grade 5 to Grade 8

Some fun things to do at home!

SIDEWALK CHALK IDEAS

Stained Glass Art...

Up for a chalk challenge? Using tape, chalk, water and a paint brush, you can make a stained glass picture in your driveway. For inspiration check [out!](#)



ART

Watercolor Paintings...

Create a colorful, watercolor painting without using any paint at all! You'll need plastic bags, white paper and a soft paint brush. Cut the bag into equal parts. Draw on a piece of plastic bag with washable markers. Paint a piece of white paper with plain water. While the paper is still wet turn the colored ziploc bag over onto the paper so the marker side is down. Experiment with the amount of water on the paper.



GET CREATIVE

Mexican Paper Flowers...

Fold tissue paper in half or cut between 5-8 sheets into rectangles. Then fold them like an accordion. Staple them together in the middle. Start pulling each single sheet up from one half (it doesn't matter on what side you start) and then do the other half. Each half will meet in the middle to create the crinkled flower look. Attach them to pipe cleaners and display them in a vase. Take a look at this [video](#) for inspiration!



LET'S GET COOKING

Trailside Treat Baked Oatmeal...

Ingredients:


- 3 c. old fashioned oats
- 1½ c. brown sugar
- 5½ c. milk
- ½ c. peanut butter (optional)
- 3 eggs, beaten
- 1 c. raisins
- 1 c. chocolate chips



In a large pot, combine oats, milk, brown sugar, peanut butter, and eggs. Mix and simmer over medium heat, stirring regularly 20 minutes or until thickened. Stir in raisins. Pour in a greased 9x13 inch pan and top with chips. Bake at 350 degrees for 30 minutes.

CRITICAL THINKING

Without lifting your pencil from the paper, draw six straight lines that connect all sixteen of the dots. To make things more of a challenge, the line pattern that you create must begin at the "x".



STAY-CATION

We know we are all staying home to keep everyone safe but that doesn't mean we can't have a little fun! You don't need a passport or luggage. Come along and discover. Find some information about the Taj Mahal and then take this [virtual tour](#) and explore the beauty!



CHORE-OF-THE-DAY

Gather up the recycle and take out the trash to the curb.

