

Lesley Ellis School

Vacation Clubhouse

lesleyellis.org

Thursday Early Childhood - Preschool, PreKindergarten, Transitional Kindergarten

Some fun things to do at home!

RIDDLE OF THE DAY

What goes up and down but doesn't move?

Answer to the riddle tomorrow!



CHALLENGE YOURSELF

Feather Breath...

Find a feather at your house. Using your own breath try to keep the feather up in the air for as long as you can.



SIDEWALK CHALK IDEAS

Frozen Chalk Paint...

Materials:

- sidewalk chalk
- cornstarch
- water
- popsicle sticks

Grate sidewalk chalk, add equal amounts of chalk, cornstarch and water. Mix and pour in ice cube trays. Lay sticks in each ice cube tray. When frozen go outside and draw!



SCAVENGER HUNT

What's Around the House...

- a toy with wheels
- a pair of matching socks
- something soft
- a toy smaller than your hand
- something round
- a photo of someone you love
- an item you can see yourself in
- your snuggliest stuffie
- a toy with 3 different colors
- a book with numbers in it



GET CREATIVE

Building Fairy Houses...

There is no right way to build a fairy house. It's all about exploring the land and environment surrounding you. Use interesting pieces of nature to build the fairies safe, cozy places to rest. Watch this [video](#) of Emily Cooperman, our LES PreK teacher making fairy houses with Lucy and Sadie!



LET'S GET PHYSICAL


Sticky Spider Web...

Use painter's tape to make a web-like design on a doorway opening. Take some rolled up newspaper and throw it at the web. Or get creative and use other light-weight objects like balloons. Count how many objects stick versus how many don't!



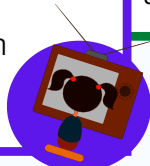
CHORE-OF-THE-DAY

Help your family out today and pick up all your toys!



VIDEO VIEWS

Take a [virtual trip](#) to the Kelp Forest in Monterey CA. Join Charlie and his team!



Lesley Ellis School

Vacation Clubhouse

lesleyellis.org

Thursday Elementary - Kindergarten to Grade 4

Some fun things to do at home!

RIDDLE OF THE DAY

What do you call bears with no ears?

answer tomorrow!



MINUTE TO WIN IT

Materials:

- 25 Pennies

Players need to stack 25 pennies before the minute timer goes off. Race against your family!

60

GET CREATIVE

Rolling Feet...

Materials:

- paper
- scissors
- shish kabob stick
- roll of tape

Trace both your feet and cut them out. Attach the stick to the inside of the roll of tape. Attach the feet to each end of the stick. Roll the tape across the floor and watch your feet walk across!



WHAT DO YOU SEE

Window Watcher...

Keep a journal. Grab a notebook or some paper, find a window you can sit in front of and log what you see. Start with the date and time of your observation (you can do as many a day as you like of course!) You can use pictures and words to describe what you observe. Notice the weather, who or what is moving around out there, what plants are budding, etc. Do this over a few days throughout the week. It will be interesting to see what changes you see from different times and dates.



WHEN IT'S DARK OUTSIDE

Go stargazing...

If it isn't too cold at night, snuggle on a blanket looking up at the night sky. Take pictures, draw illustrations, and/or write about it! Read up on a few constellations and planetary locations ahead of time. You can even ask your family to download the "sky view lite" app to help you identify the stars!



CALCULATOR FUN

A stoplight flashes red for 50 seconds, yellow for 5 seconds, and green for 65 seconds. In a 24-hour period, how long is the light red?

answer tomorrow!



VIDEO VIEWS

Try and learn a new magic trick with this fun [video](#)!



CHORE-OF-THE-DAY

With spring flowers blooming and the weather getting warmer, get outside and help weed the flower beds and clean up the yard!



Lesley Ellis School Vacation Clubhouse

lesleyellis.org

Thursday Middle School - Grade 5 to Grade 8

Some fun things to do at home!

SIDEWALK CHALK IDEAS

Sidewalk Games...

Make a giant tic tac toe game board. Using rocks and sticks, see who can get 3 in a row.



ART AND REAL LIFE

Kindness Rocks...

Gather your paints, sharpies, and a few good rocks and join the Kindness Rock Project. Decorate your rocks with words, pictures or quotes that inspire kindness in the world.

Answer to yesterday - 3 cages, 4 canaries



GET CREATIVE

Easy Macrame...

Materials:

- 8 equal lengths string
- 1/2 scooped out orange peel
- bird food or grass seed

Tie all 8 strings together about one inch in. Section the strings into pairs. Tie each pair in a knot 1 inch from the last knot. Divide the string into new pairs and tie each pair 1 inch from the last knot. Slip the scooped orange into the cradle you made. Pull all the strings straight up and tie all 8 strings together at the top of the string. Fill with seeds. Hang outside and wait for the birds to arrive! If you need help look [here](#).



LET'S GET COOKING

French Toast Roll Up...

Take some bread and remove the crust. Use a pastry roller and flatten each slice. Place any filling you like, jam, fruit or chocolate on one end of the slice. Roll up the slice of bread. Dip in egg mixture and grill. When they are browned roll in cinnamon sugar. Enjoy!



GET MOVING


Learn a New Dance Move...

For the Dancers Within You: Click [here](#) to master the Cha Cha Slide! once and for all! :-) OR choreograph your own dance for fun or even to teach others.



THIS IS PUZZLING

Forget Bill Nye and see how Morfit and Brown are making science fun. Watch this [video](#) and see if you can create your own video about science. Don't forget to send it to us!



CHORE-OF-THE-DAY

Organize a closet. See what treasures you find inside.

