

Lesley Ellis School

Vacation Clubhouse

lesleyellis.org

Tuesday Early Childhood-Preschool, PreKindergarten, Transitional Kindergarten

Some fun things to do at home!

RIDDLE OF THE DAY

What has hands but doesn't talk?

Answer to the riddle tomorrow!

Yesterday's riddle answer:

Because they have smelly feet!



LEGO LEARNING

Lego Towers..

Find a timer and set it for 30 seconds. Try to build the tallest tower you can before the timer ends. Have a contest with your family and increase the time and make taller towers.



SIDEWALK CHALK IDEAS

Rock Letters...

Draw your favorite shape and letters on the sidewalk. Then take a walk around the yard or neighborhood to collect small rocks or twigs. Place the rocks or twigs on the shapes and letters. See if you can copy all your designs.



SCAVENGER HUNTS

Puzzle Scavenger Hunt...

Pick one or two puzzles with lots of pieces. Ask a family member to hide the pieces around the house while you close your eyes. When they are all hidden you need to find one piece at a time. Bring it back to the puzzle before you can find another. Try to put together the puzzle as you look for the pieces.



GET CREATIVE

Smush Painting Sensory Fun...

Materials:

- washable project paint
- cardstock or mixed media paper
- gallon ziploc bags

Take a sheet of paper and cut it to fit inside the ziploc bag. Thick paper works best. Apply small dots of paint all over the paper. Don't use too much paint or it will be messy. Carefully place the paper in the bag. Close it tightly! You can even tape it shut. If possible tape the bag to the table. Use your fingers to move and mix the paint. When you're done open the bag. Take the painting out. Let dry.



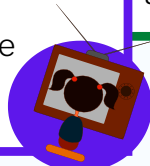
LETS GET PHYSICAL

Grab a number puzzle and put all the pieces in a hat. Pull out a number and that is how many times you have to do jumping jacks, sit ups, knee bends, arm circles, make up your own exercise and get moving!



VIDEO VIEWS

Blippi is heading to the children's museum for a day of fun. Wanna come along? [Check it out!](#)



CHORE-OF-THE-DAY

Help put the silverware away tonight after dinner.



Lesley Ellis School

Vacation Clubhouse lesleyellis.org

Tuesday Elementary-Kindergarten to Grade 4

Some fun things to do at home!

RIDDLE OF THE DAY

What has no feet but wears out shoes?

Answer to the riddle tomorrow!
Yesterday's riddle answer:
The word WRONG



LEGO LEARNING

Lego Code Message..

Use the binary alphabet to try and write a message using the single Lego pieces. You'll need 3 colors. One for "1's", another for "0's" and another for the space. See if your family can decipher your message.

Here is the [binary alphabet!](#)



SIDEWALK CHALK IDEAS

Self Portrait...

Ask a family member to trace your body on the sidewalk. Add details to your outline drawing clothes, jewelry, accessories, etc! You can even add something you don't have like crazy hair or a hat!

SCAVENGER HUNTS

Indoor Scavenger Hunt...

- stuffed bear
- random sock
- sunglasses
- keys
- potted plant
- toothpaste
- flashlight
- salt and pepper
- mug or cup
- ball of any sort
- book
- crayon



GET CREATIVE

Pixel Art...

Can you turn a window into a piece of pixel art for passers-by to admire? Use post-it notes (or squares of colored paper that you can tape to the window), and create a picture that fills the whole window. Can you make an underwater scene, a mountain and sky, a giant flower?



LET'S EXPERIMENT

Climbing Rainbows...


Cut a strip of paper towel 2 in. x 5 in. On a short edge, use markers to make a strip of blocks in the colors of the rainbow. Let the marker dry. When it is dry place the rainbow end into a shallow dish. Hold the other end straight up. Slowly pour water in the dish and watch what happens.



TONGUE TWISTERS

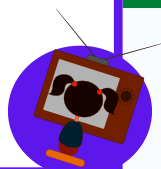
Try saying this tongue twister 3 times fast

She sold six shabby sheared sheep on a ship.



VIDEO VIEWS

Go on a virtual tour of the Amazon Rainforest. [Come explore!](#)



CHORE-OF-THE-DAY

Help unload the dishwasher.



Lesley Ellis School Vacation Clubhouse

lesleyellis.org

Tuesday Middle School- Grade 5 to Grade 8

Some fun things to do at home!

SIDEWALK CHALK IDEAS

Chalk Resist Art...

Grab some painters tape and tape a pattern on the sidewalk. Add chalk over it and fill in the shapes. Remove the tape for a cool resist effect.



ART AND REAL LIFE

Works of Art...

Try the Getty Museum Challenge - recreate a famous work of art with household objects, people, or pets. Or at least take a look at how creative people are and appreciate! Check out what some people are doing.



GET CREATIVE

Platonic Solids...

Learn a simple technique based on circles for making these nifty boxes, Cut on the outline of each circle. Tetrahedron - Cut four circles with equilateral triangles inside the circle. Cube - Cut six circles with squares inside the circle. Octahedron - Cut eight circles with equilateral triangles inside the circle Icosahedron - Cut twenty circles with equilateral triangles inside the circle. Fold on each of the three (or four or five) fold lines. Repeat for each circle. Glue each circle. When gluing, use the folded sides as glue tabs, and keep them on the outside. Check out the complete instructions here!



LET'S GET COOKING

Icy "Paletas"...

Paletas are frozen Mexican popsicles made with fresh fruit, water or milk, and sometimes a bit of sugar. They are very easy to make at home! Puree your fruit in the blender with only enough water/milk needed to have the consistency of a runny milkshake. Pour the mixture into popsicle molds or paper cups. When they are halfway done freezing put a popsicle stick ("paleta") inside and leave them to freeze completely. Enjoy!



BRING THE OUTDOORS INSIDE

Mini-Golf Course from Cardboard...

Set up a mini-golf course in your house using items you already have, then enjoy playing it! You can make it as difficult or as easy as you like. Use boxes and toilet paper rolls to design each hole. You can even use a paper plate as a windmill.



THIS IS PUZZLING

Jigsaw puzzles are becoming even more popular while we are all spending more time at home. Nothing can replace how much fun an at-home puzzle is, but take a chance at putting together this online version from the JFK Library. It is a photo of the 1960 Kennedy Campaign.



CHORE-OF-THE-DAY

Help load or unload the washer and dryer.

